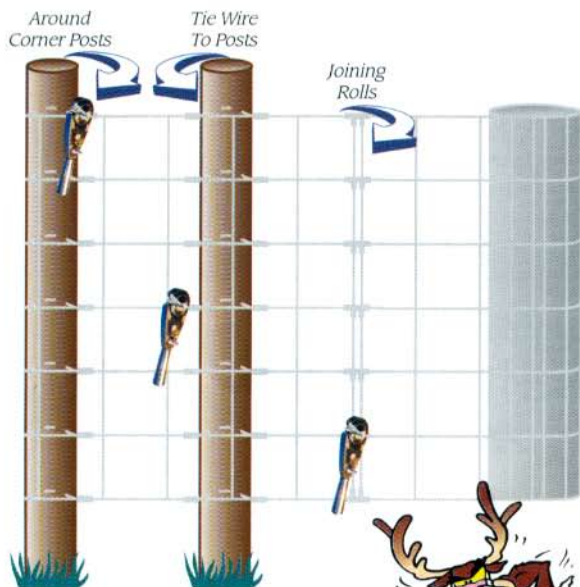


T ips...


1. The tighter the rolls the better the machine runs.
2. Twist the drill when you are close to the slot in the gear rather than powering the drill.
3. If joining rolls on the ground put your foot on squares to apply tension.
4. Great for building gates.
5. 3/8" cordless drill required.



WIRE TWISTER



WIRE TWISTER



Box 2454

KENCOVE FARM FENCE, INC.

Farm fence supplies direct to you!

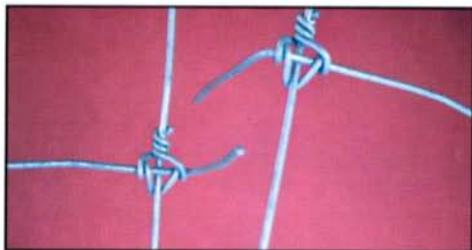
1-800-KENCOVE 1-800-536-2683

www.kencove.com Email: farmfence@kencove.com

Step

1


Bend wires on end of rolls at 90° to each other. (Wire ends 4"+)



Step

4


Tighten roll then apply wire twisters.



Step

2

Join together over lapping one another.



Step

5


Apply power to drill until finished.



Step

3

Bend around wire to lock rolls.



Step

6

Nice tight finish.

